



Job \_\_\_\_\_ Item No. \_\_\_\_\_

Notes: \_\_\_\_\_

### Tabletop Planetary Mixer

Model Number:  SM300

## Planetary Mixer

## SPECIFICATIONS



### DESCRIPTION

The SM300 Planetary Mixer is designed as a solution to fill a baker's needs. Compact, heavy duty, and versatile. It sets itself as a perfect mixer for doughs, pastries, meringues and more. Simple to operate controls and has a capacity of up to 30 Quarts.

### SHORT FORM SPECIFICATIONS

Mixer, Planetary, Electric, General Purpose, 30 Quart, Three adjustable speeds, 60 minute countdown timer, Manual bowl lift, Thermal overload protection for gear driven motor, Comes standard with 30 Quart bowl/beater/hook/whip, #12 hub included (attachments sold separately), Wire guard for bowl featuring motor cutoff switch, On year labor and two year parts warranty

### WARRANTY

The SM300 comes with a one year warranty for parts and two year warranty for labor.

### FEATURES

- Includes 30 QT Stainless Steel Bowl, Dough Hook, Wire Whip, Ingredient Chute, and Flat Beater
- 3 Speeds: Low (95 RPM), Medium (176 RPM), High (321 RPM)
- 60 Minute Countdown Timer
- Gear Driven Motor
- Thermal Overload Protection for Motor
- #12 Hub for Attachments
- Manual Bowl Lift
- Easy to Clean White Powder Coating
- Emergency Stop
- 3" diameter, all-swivel, polyurethane casters with brakes

### OPTIONS AND ACCESSORIES

- SM100HV: Meat Grinder Attachment
- SM100CL: Vegetable & Pepperoni Slicer with 3 Cheese Shredding Plates

### CERTIFICATIONS



### Doyon/NU-VU

5600 13th Street, Menominee, MI 49858

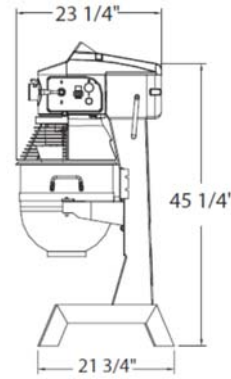
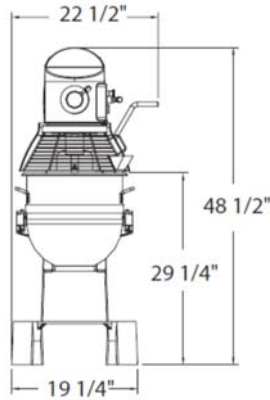
Phone 800.338.9886 • Fax 906.863.5889

www.doyon.qc.ca

### Follow Us



## SPECIFICATIONS

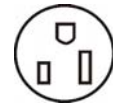


### CLEARANCES

The top and bottom of the mixer must remain open and unobstructed. A clearance of at least 6" (152mm) must be maintained around sides .

### ELECTRICAL DATA

Single electrical connection,  
120V, 1920 watts, 16A, 60Hz,  
single phase, NEMA 5-20P plug.



Model	Speeds (RPM)			Dough Capacity (50% AR)	HUB	Motor (HP)	Height [A]		Depth [B]		Width [C]		Weight	
	1st	2nd	3rd				in	mm	in	mm	in	mm	lbs	kg
SM300	95	176	321	15 lb (6.8 kg)	Yes	1	22 1/2	572	23 1/4	591	48 1/2	1232	525	236

Due to periodic changes in designs, methods, procedures, policies and regulations, the specifications contained in this sheet are subject to change without notice. While Doyon/NU-VU exercises good faith efforts to provide information that is accurate, we are not responsible for errors or omissions in information provided or conclusions reached as a result of using these specifications. By using the information provided, the user assumes all risks in connection with such use.

### Doyon/NU-VU

5600 13th Street, Menominee, MI 49858

Phone 800.338.9886 • Fax 906.863.5889

www.doyon.qc.ca

Printed in the USA • SM300 • Rev. A • 11.2020

Specifications are subject to change without notice and are not intended for installation purposes.